



Drama

HOLIDAY HOMEWORK

Year 12, 2020




Teacher(s)/Subject Coordinator:	Meiki.Apted@sssc.vic.edu.au
Work required in preparation for start of 2019:	<ul style="list-style-type: none">• See a live play or musical or pantomime or some street theatre (if you cannot, then you can use a film. Please chose one that uses non-naturalism or interesting techniques)• Answer the questions using detailed, descriptive examples• Memorise the terms of the course: Production Areas, Dramatic Elements, Expressive Skills, Performance Skills, and Play Making Techniques• Be ready to be tested on the terms of the course used in this booklet
Textbooks and other resources:	<p>Bird, J & Sallis, R 2019, Acting Smart: VCE Drama, 8th edn</p> <p>Also observe people in real life or on the television – look for big, larger than life characters. Observe them – facial expression, gesture, voice, movement</p> <p>Try to learn ONE NEW foreign accent eg. German, USA, UK, Russian, French...</p>
Key Links:	<ul style="list-style-type: none">• https://www.vcaa.vic.edu.au/Documents/vce/drama/DramaSD_2019.pdf• https://theatrelinks.com/
Due date:	First class of 2020

Year 12 Drama Holiday Homework

See a live performance (play, musical etc.) or watch a movie (any genre) and answer the following questions. The questions relate to the key terms from the 2019-2023 study design.

Visit https://www.vcaa.vic.edu.au/Documents/vce/drama/DramaSD_2019.pdf

PAGES 9-12 have definitions.



Name of play/movie:

Year released:

Director:

Venue (live performance)/Country (film):

Style/Genre (eg. romance, horror):

Themes:

Overarching plot/premise:

Circle your goal

Basic: Describe what is happening with at least **3 dot points** for each box


Intermediate: Include specific examples with descriptive detail and diagrams

Advanced: Analysis using specific examples with descriptive detail to support analysis linking to the style & theme. Annotated images support key ideas where appropriate.

Production areas

There are nine production areas in VCE drama (CLMM PPSST 9)

- **costume**




- **lighting**




- **make-up**



- **props**



- **set pieces** (any set design elements including naturalistic outdoor settings etc.)




- **sound design** (eg. sound track, sound effects)



- **puppetry** (if used)

AND/OR

- **mask** (if used)



- **theatre technologies** (eg. multimedia, special effects)



Dramatic elements (8)

The 2019 VCE Drama Dramatic Elements are CCCM RSST

- Climax
- Conflict
- Contrast
- Mood
- Rhythm
- Sound
- Space
- Tension


Conflict

Contrast


Mood

Rhythm


Sound




Space



Tension



Climax



Tip: If you saw a play, search on google images for stills of the play.


Tip: If you saw a movie, watch key scenes a few times, or again, look up stills on google images.

Expressive Skills


Name of one actor:

Name one character they play:

Voice



Movement



Gesture



Facial Expression



Performance Skills

How do the following enhance the actors performances at key moments of the production?

Focus

Timing

Energy

Actor-Audience Relationship (or relationship to the camera)

Analyse the use of symbol in the production (anything symbolic)

Note: this can be done through costume, props, acting, music choices, key gestures... etc.

Transformation Techniques (9+++)

Snapping, morphing/melding, giving and taking, action and reaction, use of production areas, use of a sound/word, use of an action or gesture, use of heightened language, and repetition. Actors also explore the speed of the transition, for example slow-motion, fast-forward or reverse. Symbol may also be applied. YOU CAN ALSO USE OTHER TRANSITIONS, AND COMBINATIONS!!

**Find any Youtube clip/movie/tv show that involves a transformation. Eg. Jim Carey *The Mask*, United States of Tara, Werewolves transforming in *How we live in the Shadows*
Describe the transformation!!**

Playmaking techniques

Play-making techniques (7)

The 2019 VCE Drama play-making techniques are

- researching
- brainstorming
- improvising
- scripting
- editing
- rehearsing
- refining

Research what the actors, scriptwriter, or director have to say about their use of any ONE of these play-making techniques (interviews on youtube or in magazines may help):

Technique _____

Finally,

How much time did you spend on this task:

From memory, what are the 9 production areas:

From memory, what are the 8 dramatic elements:

From memory, what are the 4 expressive skills:

From memory, what are the 4 performance skills:

From memory, what are the 7 play-making techniques: