



STUDIO ART PHOTOGRAPHY

HOLIDAY HOMEWORK

Year 12, 2022



Teacher(s)/Subject Coordinator:	Matt Simmons – matthew.simmons@sssc.vic.edu.au
Work required in preparation for start of 2022:	<ol style="list-style-type: none">1. Choose a Theme and create a comprehensive Mind Map2. Choose 3 x Conceptual Possibilities to be explored that related to your theme3. Find at least 2 x Sources of Inspiration relevant to your theme4. Visit at least 1 exhibition – make notes on the work: See last page
Textbooks and other resources:	<p>'<i>Artisan: Studio Arts for VCE Units 1-4</i>' textbook – Recommended, not compulsory (order digital version through Campion – see booklist)</p> <p><i>Deans Art Materials Kit</i> – See Compulsory and optional items.</p> <p>Access both Resources here - https://sssc.vic.edu.au/student-resources/booklists/</p>
Key Links:	<p>Study Design, Past Exams and Examiners Reports and Assessment info http://www.vcaa.vic.edu.au/Pages/vce/studies/studioarts/studioindex.aspx</p> <p>List of current exhibitions: https://www.art-almanac.com.au, https://artguide.com.au Can also buy as A5 sized magazines - \$5 from newsagents</p> <p>NGV Resources to explore for inspiration and study https://www.ngv.vic.gov.au/learn/</p>
Due Date:	All Holiday Homework is due the 1 st week of Term 1, 2022

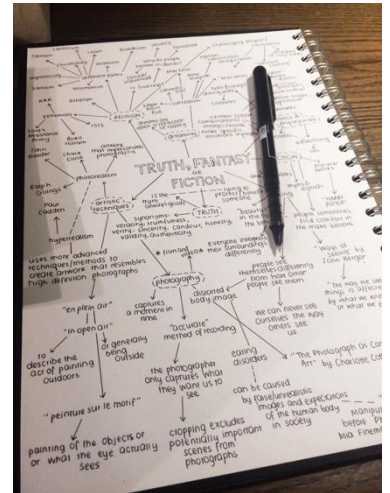
Holiday Homework

1. Choose a Theme and create a comprehensive Mind Map/Brainstorm

Choose a theme that you are personally invested in, it should fascinate and inspire you – this provides the enthusiasm and drive needed to explore it in-depth. You MUST come to the 1st class with your Theme chosen and comprehensive Mind Map complete. The SAT requires 2 pages of development in your Visual Diary (VD) each week, and in the first week we will be discussing your chosen theme, and 3 x conceptual possibilities.

Your Mind Map/ Brainstorm should be expansive and include:

- Key ideas or concepts related to your theme
- Cameras, lenses, lighting effects, locations, photographers
- Processes to explore: silver gelatin, film, digital, studio, Photoshop
- Techniques to explore: photograms, solarisation, multiple exposures
- Related places, people, objects, films, songs, quotes, artists,
- Any sources of inspiration, links to things in your life
- Key Art Elements & Principles you want to focus on/ explore
E.g. colour, form, movement, space, light



If something somehow relates to your theme/concept, include it! Doing a comprehensive mind map is the first creative exploration of your theme, it often reveals unlikely ideas, links and associations.

2. Choose 3 x Conceptual Possibilities

What is a Conceptual Possibility? Put simply, it is an idea you will explore.

In Studio Art, you must explore 3 x Conceptual Possibilities related to your theme.

FOR EXAMPLE:

Theme – The theme I am exploring is the spiritual nature of animals. I am fascinated by how animals always seem to know when humans are sick or feel upset and comfort them or sit with them in times of need. Animals can be intuitive and caring and sense things we cannot. Growing up, my cat would....

Conceptual Possibility 1 – I want to explore the idea of animals as spiritual go-betweens, traversing the real world and the spirit realm. Cats have historically been associated with witches and magic and many cultures view cats as otherworldly. I want to use film photography and multiple exposures to depict this idea, by...

Conceptual Possibility 2 – I want to explore the insight and emotional connection that animals show towards humans. Animals seem to have an unexplained connection to and knowledge of humans I could explore this ideas by photographing owners re-enacting times when an animal has shown them unexpected empathy. I could photograph this documentary style...

Conceptual Possibility 3 – I want to take portraits of animals to try and show their aura and spiritual energy. I could use the photo studio for this idea or set up a make shift backdrop, photographing all kinds of animals against a plain white background and using Photoshop to...


3. Find at least 2 x Sources of Inspiration

In Studio Art, one of the SAT criteria is based on how well you use sources of inspiration and investigate them to generate your own ideas, techniques and aesthetic qualities. Writing about them in your VD will be part of your ongoing Studio Process. Finding one or two photographers – and some of their key work – to use as inspiration to get you started is essential holiday homework.

Remember that in addition to finding photographic inspiration, you can have Inspiration from any source: a movie related to your theme, a song, artworks, a conversation, an artist, newspaper, sketches, play, gig, your own or others musings or observations on life. It could be inspiring due to what it's about (*ideas*), what it looks like (*style, aesthetics*), how it was done (*techniques, materials*) or what it might suggest to you (*possibilities*). You will write about these things in your VD.

Possible Sources of Inspiration:

- ✓ Artworks by established or up and coming artists
- ✓ Books, films, songs, poems, photographs, street art
- ✓ Art websites, articles in art magazines,
- ✓ Postcards from advertising stands, stamps, movie flyers
- ✓ Events you attend – exhibitions, concerts, old letters
- ✓ Newspaper & magazine clippings – written articles & images



4. Visit at least one gallery or exhibition space

Before school starts, you must visit at least one exhibition, find one with some relevance to your chosen theme or concepts. If you can't get to an exhibition in person - always the best way to experience art by immersing yourself - then visit one online or view art in a public space.

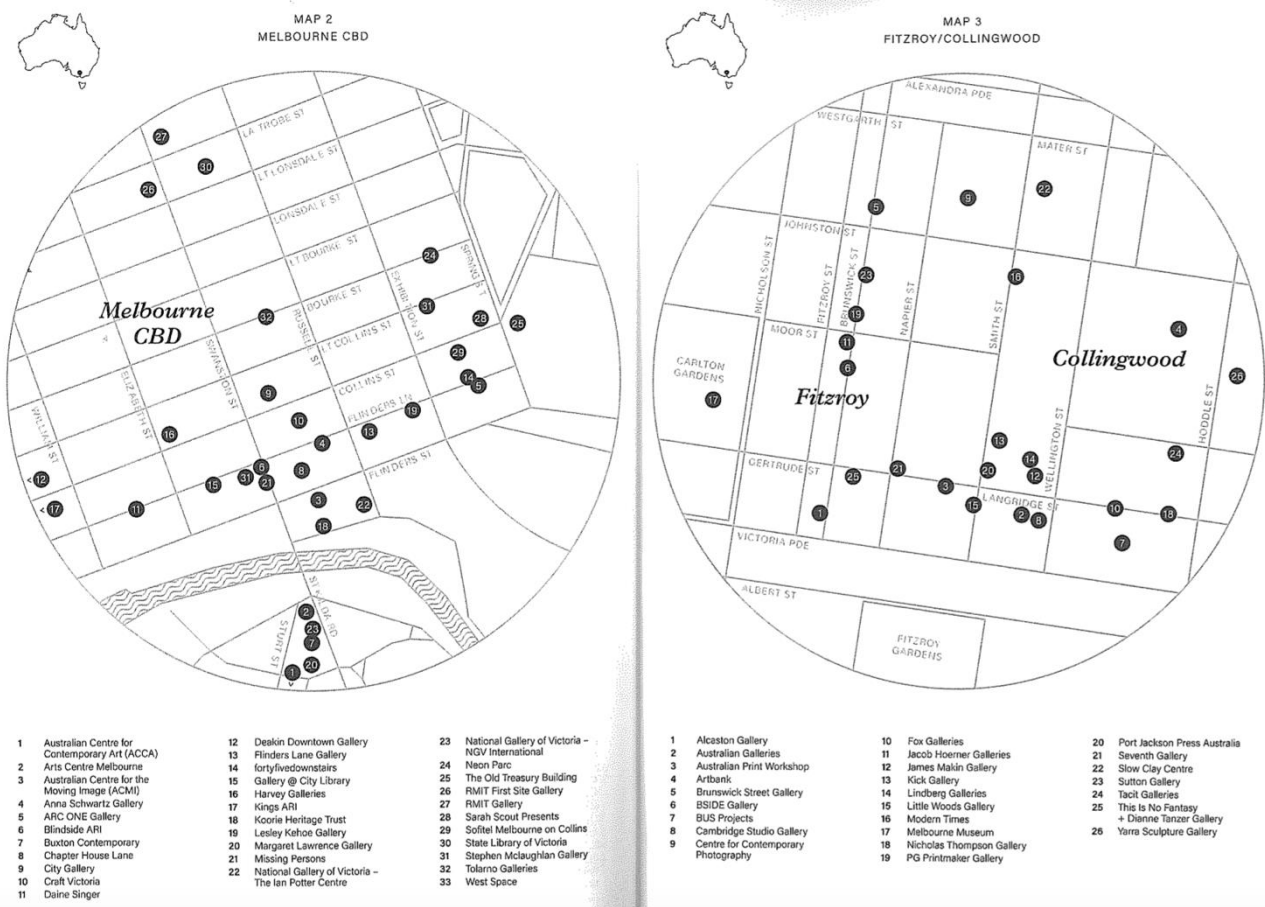
Write down some of your observations – this will go into your Visual diary in 2022.

1. What do you think is the strongest artwork in the exhibition space - Why?
2. How important is its scale (small or large) to conveying its ideas?
3. Does the work nearby – or its positioning in the space – enhance or strengthen its ideas?
4. Were the walls painted or was the lighting used to create an atmosphere?
5. What do you think about how the artist used way materials and techniques were used?
6. In 25 words, describe the *Aesthetic Qualities* of the work

Aesthetic Qualities refers to the mood/ feel of an artwork and how Art Elements and Art Principles have been used to create this.

*E.g. Chaotic, confusing portrait, **repetition** of triangular **shapes** over the face made it seem bizarre. Black and white **tones** created a *classic, vintage, nostalgic* feel.*

Melbourne really is the arts capital of Australia, we are so lucky to be surrounded by such a wide range of galleries. Check out the map below for galleries in the CBD, Fitzroy and Collingwood areas.



A few exhibition spaces:

National Gallery of Victoria - <https://www.ngv.vic.gov.au> (NGV - City)

Australian Centre for Contemporary Art <https://acca.melbourne> (ACCA - City)

Centre for Contemporary Photography (CCP) <https://ccp.org.au> (Fitzroy)

Buxton Contemporary <https://buxtoncontemporary.com/> (City)

Tolarno Galleries <https://tolarnogalleries.com/> (City)

Town Hall Gallery Hawthorn <https://www.boroondara.vic.gov.au/recreation-arts/boroondara-arts/visit-us/town-hall-gallery>

Heide Museum of Modern Art <https://www.heide.com.au>

Tarrawarra Museum of Art <http://www.twma.com.au>